

WindObserver™ 65

Ultrasonic Anemometer



Key Features

- Precision Ultrasonic Anemometer
- 0-65m/s Wind Speed
- 0-359° Wind Direction
- Free data logging software
- Optional de-icing system
- IP66 rated stainless steel construction
- Optional base mounts/cable exit
- Averaging/gusts to WMO guidelines

The Gill WindObserver 65 is a precision, solid-state ultrasonic anemometer providing wind speed and direction data via 1 digital and 3 optional analogue outputs and features an IP66 rated stainless steel housing, which is particularly suitable for use in salt-water environments.

This anemometer has an optional de-icing system enabling the sensor to operate effectively in environmental conditions experienced at high altitude or at sea and is recommended for use in aviation, marine and offshore applications.

Customer selectable vector rolling average and 3 second gust in accordance with WMO - No. 8 Seventh Edition 2008 ISBN 978-92-63-10008-5.



WIND SPEED

Range	0 - 65 m/s (0-145mph)
Starting threshold	0.01 m/s
Accuracy	±2% @12 m/s
Resolution	0.01 m/s
Offset	±0.01 m/s

WIND DIRECTION

Range	0 - 359°
Dead band direction	None
Accuracy	±2° @12 m/s
Resolution	1°

MEASUREMENT

Ultrasonic output rate	1Hz, 2Hz, 4Hz, 5Hz, 8Hz or 10Hz
Parameters	UV, Polar, NMEA, Tunnel
Units	m/s, knots, mph, kph, ft/min
Average (Selectable)	Rolling average - 1, 2, 10 m.n, Gust - 3s
Block average	0-3600s

DIGITAL OUTPUT

Communication	RS422/RS485 full duplex/half duplex
Baud rates	1200, 2400, 4800, 9600, 19200, 38400
Formats	8 bit data; odd, even or no parity
Anemometer status	Supplied as part of standard message

POWER REQUIREMENT

Anemometer only	9-30 VDC (30mA @12 VDC)
Heating (optional)	3A @24 VAC or DC

SONIC TEMPERATURE

Range	-40°C to +70°C
-------	----------------

ANALOGUE OUTPUT - OPTIONAL

Quantity	3 (Speed, direction, status or sonic temp)
Scale	Multiples of ±10 m/s up to ±70 m/s
Type	±2.5V, 0-5V or 4-20mA
V output resistance	60 Ohms
4-20mA loading	10-300 Ohms

MECHANICAL

External Construction	Stainless steel 316
Size	Refer to diagram overleaf
Weight	1.4kg

ENVIRONMENTAL

Protection Class	IP66 (NEMA4X)
Humidity	0% to 100% RH
Operating Temperature	-55°C to +70°C (Heated option)
Precipitation	300mm/hr
EMC	EN 60945: 2002, EN 61326-1: 2013
Icing	MILSTD810F Method 521.2 Procedure I

APPROVALS

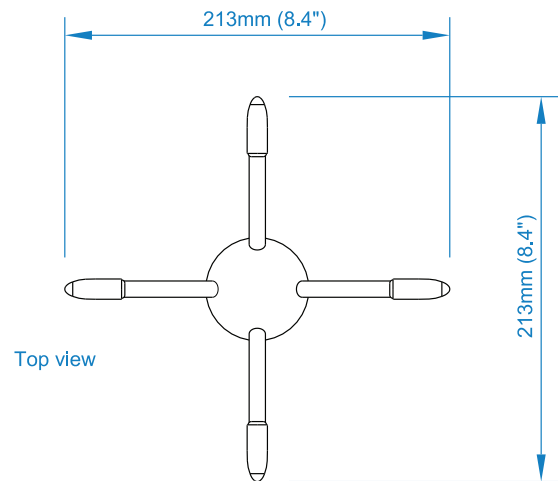
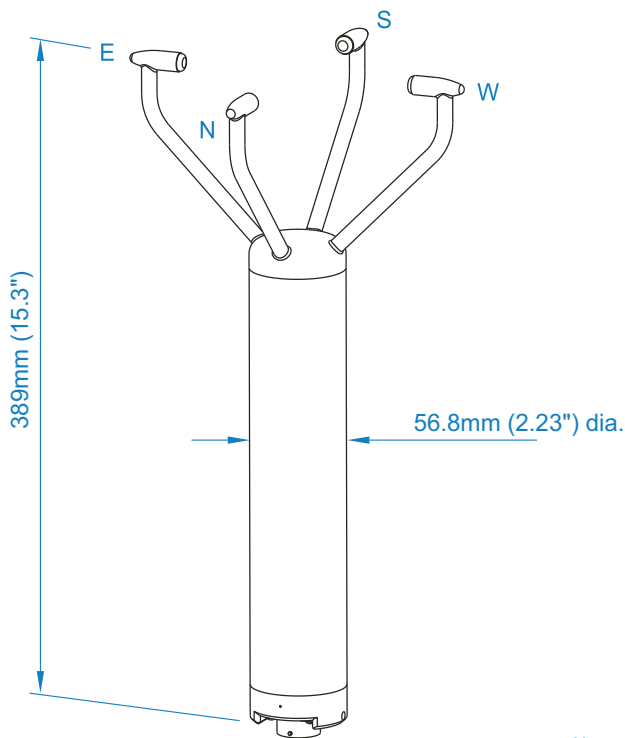
Standards	Traceable to national standards
Site Calibration	None required. Integrity check unit (Zero wind) supplied as optional extra

ACCESSORIES

Pipe Mount	Contact Gill
WindView Software	Display/logging software

Typical Applications

- Building Controls/Structural Safety
- High Altitude Mountainous Regions
- Marine Vessel Dynamic Positioning Systems
- Wind Turbine Control
- Road & Rail Tunnels/Transport Safety
- Ports & Harbours
- Aircraft Landing Systems



Note: Optional base mounts and cable exit options are available.

Specifications may be subject to change without prior notice.

GILL

Gill Instruments Limited

Saltmarsh Park, 67 Gosport Street
Lymington, Hampshire SO41 9EG
United Kingdom

Tel: +44 (0) 1590 613 500
Fax: +44 (0) 1590 613 501

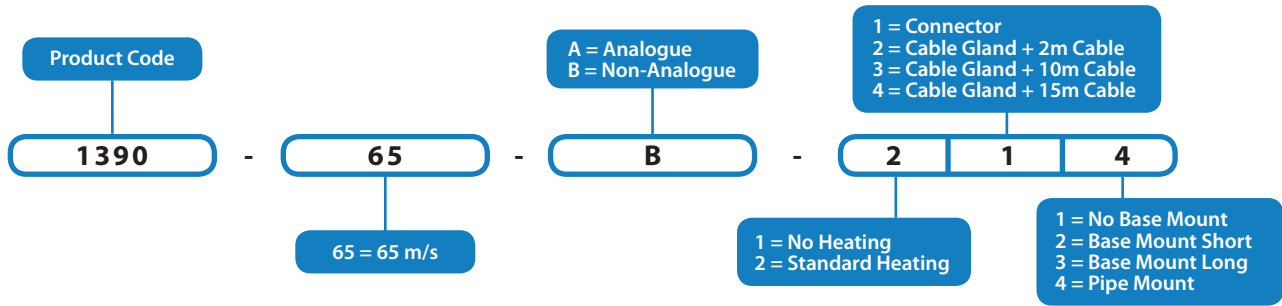
gillinstruments.com

1390-0036 Iss 8

Copyright © Gill Instruments 2019

Gill Instruments Limited, Reg No. 2281574
Registered Office: Towngate House, 2-8 Parkstone Road, Poole, BH15 2PW

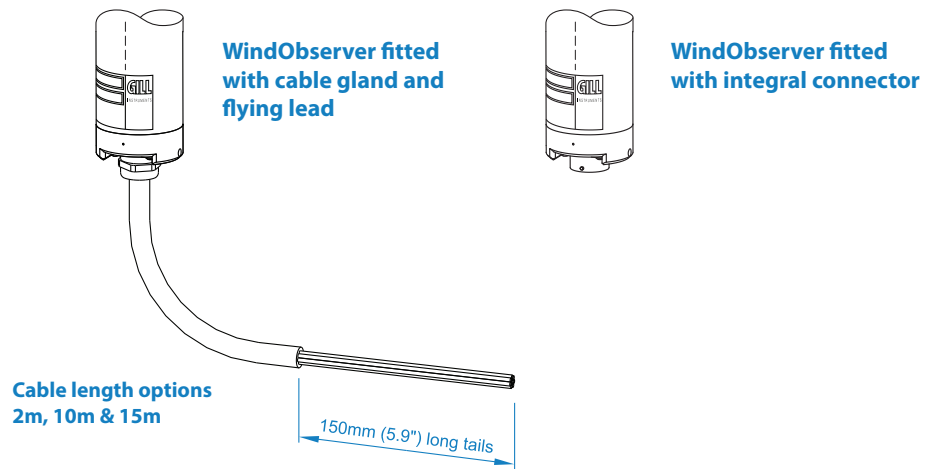
WindObserver Product Numbers Explained



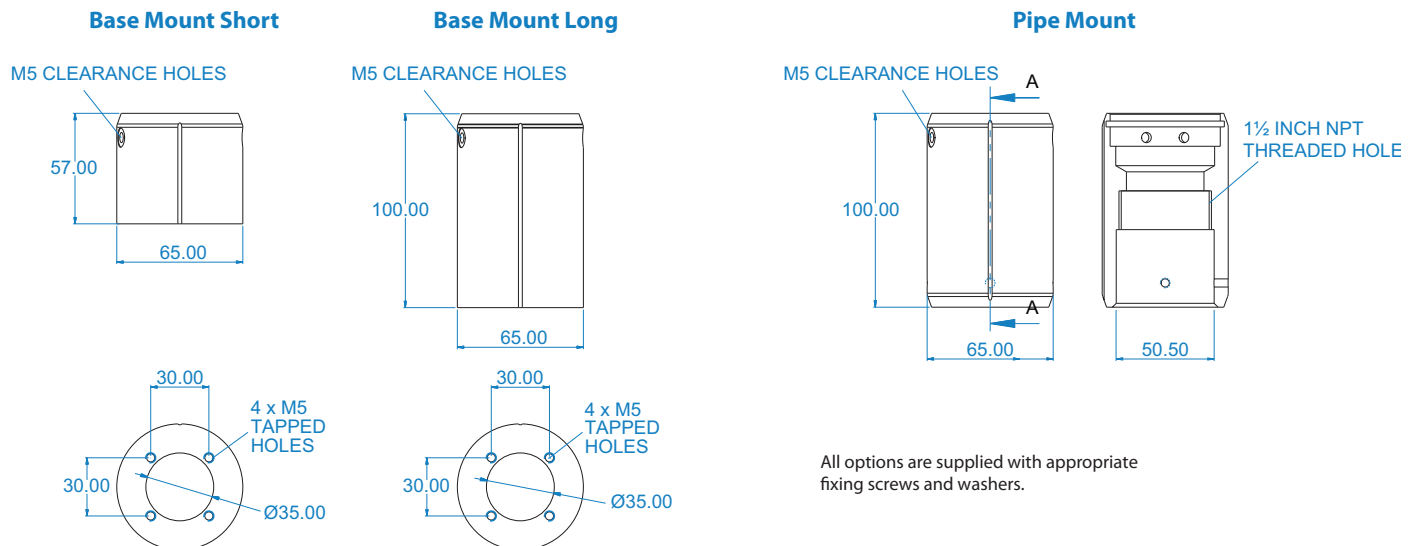
Product options may be model specific. Consult the Gill sales team for availability

Connection Options

Drawings below shown without base mounts



Base & Pipe Mount Options



Gill Instruments Limited

Saltmarsh Park, 67 Gosport Street
Lymington, Hampshire SO41 9EG
United Kingdom

Tel: +44 (0) 1590 613 500
Fax: +44 (0) 1590 613 501

